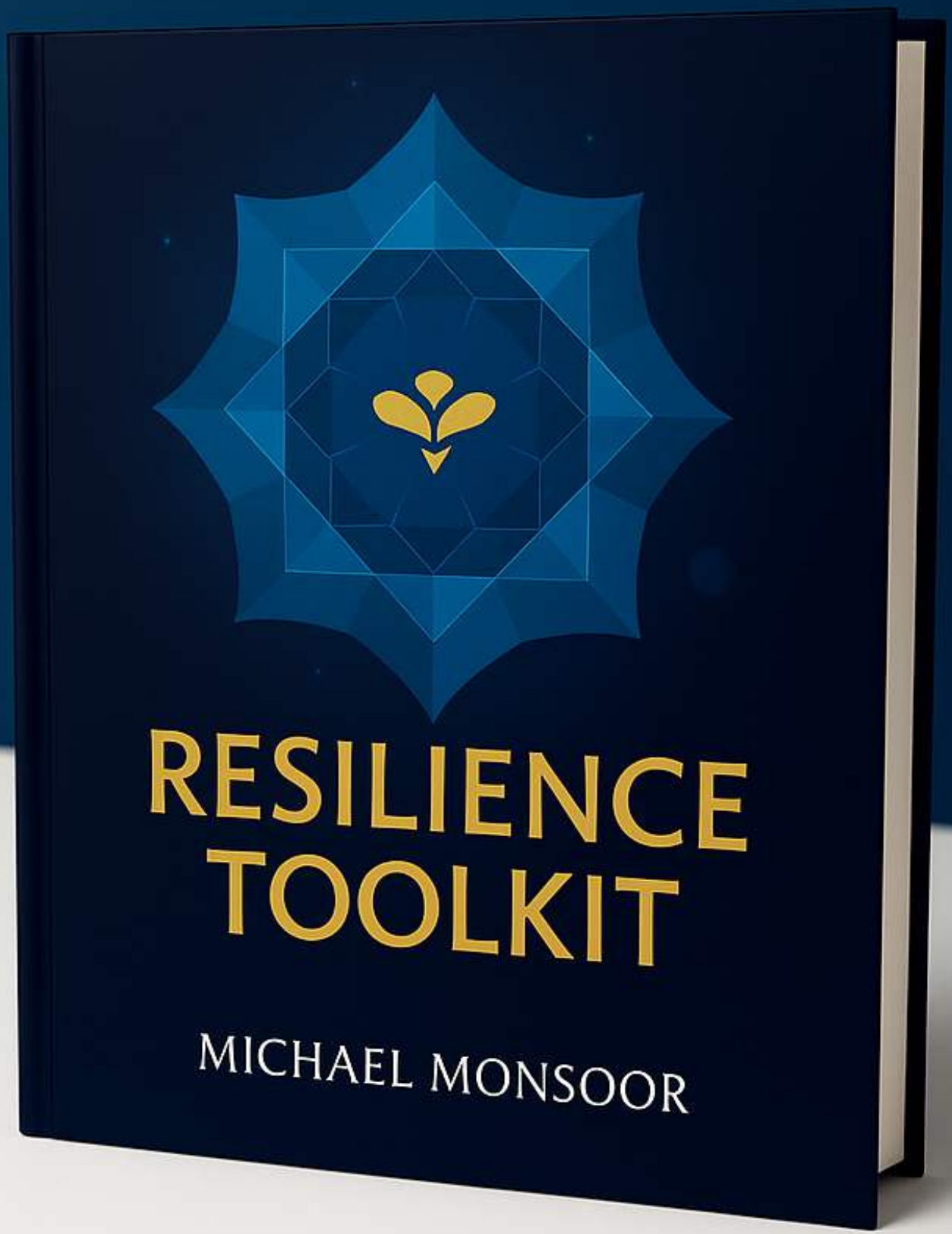

The Science & Spirit of Total Transformation

Table Of Contents

Introduction 2

Section 1: The Resilience Activation Framework 4

Section 2: Immediate Activation Tools 8

Section 3: Weekly Implementation System 12

Section 4: Crisis Response Protocol 15

Section 5: Next Steps 19

Section 6: Additional Resources 22

About Mind Alchemy 25

02

Introduction

What Makes This Different:
While conventional wisdom tells you to "bounce back quickly," cutting-edge neuroscience reveals that your brain transforms most effectively when you stop fighting adversity and start embracing it. This contrarian approach aligns with your brain's natural cycles rather than forcing artificial timelines.

Your Transformation Journey:
This toolkit is based on real transformation stories and the latest 2024-2025 neuroplasticity research. You'll discover how to work with your brain's adaptation mechanisms, not against them.

03

Section 1: The Resilience Activation Framework

The Resilience Architecture operates on three scientifically-backed principles that completely revolutionize how we approach adversity.

Principle 1: Cycle Awareness

The Science:
Resilience follows natural cycles, not linear progression. Research shows that attempting to force linear growth actually inhibits the neuroplastic processes that create lasting change.

The Practice:
Map your current cycle position and adjust expectations accordingly.

Why This Matters:
When you understand that resilience operates in cycles, descent, bottom, integration, ascent; you stop fighting natural processes and start working with them.

Implementation:

- Identify your current cycle position weekly
- Adjust expectations based on your phase
- Trust the natural rhythm of transformation

Principle 2: Neuroplastic Acceptance

The Science:
Acceptance activates transformation; resistance inhibits it. Studies demonstrate that acceptance-based approaches activate entirely different neural networks than resistance-based approaches.

The Practice:
Use acceptance protocols to optimize brain adaptation.

Why This Matters:
When you stop fighting change, your brain enters what scientists call a "neuroplastic window", a period of heightened adaptability where old patterns dissolve and new ones form.

Implementation:

- Practice acceptance over resistance during challenges
- Use specific acceptance protocols (provided in Section 2)
- Trust that acceptance is active neural optimization, not passive resignation

Principle 3: Stability Anchoring

The Science:
Consistent practices create neural stability during change. Research shows that maintaining core practices during challenging periods creates "neural stability anchors."

The Practice:
Maintain core habits regardless of external circumstances.

Why This Matters:
These anchors provide structure during transformation, like a lighthouse in a storm, allowing your brain to reorganize safely.

Implementation:

- Identify 3 core daily practices
- Maintain them regardless of circumstances
- Use them as processing tools for integration

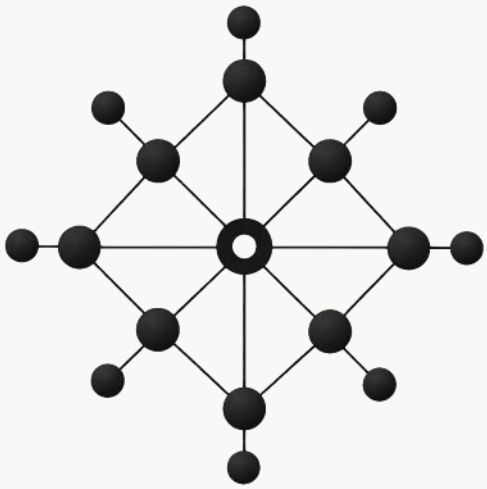

04

Section 2: Immediate Activation Tools

Resilience Cycle Assessment

Use this tool to map your current position and optimize your approach:

Current Challenge: _____

Cycle Position:

- Descent (things are getting more challenging)
- Bottom (at the lowest point, feeling stuck)
- Integration (processing and learning from the experience)
- Ascent (beginning to see growth and new possibilities)

Energy Level: 1-10 ____ (1 = completely depleted, 10 = fully energized)
Resistance Level: 1-10 ____ (1 = fully accepting, 10 = fighting the situation)

Stability Anchor Protocol

Identify and maintain your three core practices:

Anchor 1: _____ (maintain daily)
Examples: Meditation, reading, exercise, journaling

Anchor 2: _____ (maintain daily)
Examples: Gratitude practice, creative expression, connection

Anchor 3: _____ (maintain daily)
Examples: Learning, movement, spiritual practice

Implementation Guidelines:
Choose practices you can maintain even during a crisis. Start with 10-15 minutes per anchor. Use processing practice to integrate insights.

Acceptance Activation Script

Use this script during challenging moments:

> **"This challenge is activating my brain's natural adaptation mechanisms. I maintain my practices while trusting the transformation process. I am evolving, not breaking."**

Extended Version:

> **"My brain is designed to evolve through challenge, not despite it. This adversity is creating optimal conditions for neuroplastic change. I choose acceptance over resistance, knowing this activates my transformation potential. I trust my brain's incredible capacity for growth."**

How to Use:
Repeat during moments of high resistance. Customize with your own words while maintaining the core message. Use as a daily affirmation during difficult periods.

05

Section 3: Weekly Implementation System

Monday: Cycle Assessment

- Complete your Resilience Cycle Assessment
- Identify current position in resilience cycle
- Set realistic expectations for the week based on your phase
- Activate acceptance protocols if resistance is high
- Time Required: 10-15 minutes

Tuesday-Thursday: Stability Anchoring

- Maintain core practices regardless of circumstances
- Process emotions without judgment using your chosen method
- Trust the neuroplastic process even when progress isn't visible
- Use acceptance script when resistance arises
- Daily Time Required: 30-45 minutes total for all anchors

Friday: Integration Review

- Journal insights and growth observations from the week
- Celebrate maintained practices (crucial for neural reinforcement)
- Prepare for the next cycle phase
- Identify any adjustments needed for the following week
- Time Required: 15-20 minutes

Weekend: Recovery & Renewal

- Rest and integrate lessons learned
- Engage in activities that bring joy and restoration
- Prepare mentally and emotionally for upcoming challenges
- Practice gratitude for your resilience journey
- Focus: Quality rest and integration, not productivity

06

Section 4: Crisis Response Protocol

When facing acute adversity, use this 5-step protocol:

1. PAUSE:

   Take three deep breaths.

   Stop reactive patterns.

   Create space for conscious response.

   Activate your parasympathetic nervous system.

2. ASSESS:

   "What cycle phase am I in?"

   Use your cycle awareness to understand your position.

   Adjust expectations accordingly.

   Remember that each phase serves a purpose.

3. ANCHOR:

   Engage your stability practices.

   Turn to your three core anchors.

   Maintain them even if in a modified form.

   Use them as grounding tools.

4. ACCEPT:

   "This is my brain preparing for growth."

   Use your acceptance activation script.

   Remember that resistance inhibits neuroplasticity.

   Trust the transformation process.

5. TRUST:

   "I am evolving through this experience."

   Have faith in your brain's adaptation mechanisms.

   Know that this challenge is creating growth opportunities.

   Maintain hope for the integration and ascent phases.

Emergency Version (30 seconds):
Breathe → Assess cycle → Engage one anchor → Accept → Trust

07

Section 5: Next Steps

Week 1: Foundation Building

- Implement daily stability anchors
- Complete your first cycle assessment
- Practice acceptance script daily
- Focus on consistency over perfection

Week 2: Protocol Integration

- Practice acceptance protocols during minor challenges
- Refine your stability anchors based on what works
- Begin weekly integration reviews
- Notice resistance patterns



Week 3: Framework Application

- Apply full framework during moderate adversity
- Use crisis response protocol when needed
- Adjust practices based on your cycle position
- Celebrate small wins and maintained practices

Ongoing: Mastery Development

- Trust your brain's natural resilience architecture
- Continue weekly assessments and adjustments
- Share your journey with others when ready
- Remember: resilience is a lifetime practice, not a destination

Advanced Practices:
Explore additional neuroplasticity research. Connect with the Mind Alchemy community. Consider working with a coach or therapist. Develop your own variations of the framework.

08

Section 6: Additional Resources

Connect with Mind Alchemy

- Website: mindalchemyhub.com/Mindalchemy
- YouTube: @MindAlchemy369
- Spotify: Mind Alchemy Podcast
- Apple Podcast: Mind Alchemy
- Instagram: @mind.alchemy.369
- Facebook: Mindalchemy369
- TikTok: @mind.alchemy369
- Email: contact.mindalchemy@gmail.com

Recommended Content

- Podcast Episode 3: "Transforming Adversity: The Resilience Revolution"
- YouTube Video: "The Neuroscience of Resilience: Turning Challenges into Opportunities"
- Previous Toolkit: "The Habit Builder Blueprint"

Scientific References

- Cell Reports (2024): Novel synaptic adaptation research
- March 2025 Studies: Neuroplasticity and emotional regulation
- 2024-2025 Resilience Research: Skills-based development findings

09

About Mind Alchemy

Mind Alchemy challenges conventional wisdom to transform your reality. We believe that your greatest challenges are your greatest growth opportunities when you know how to work with your brain's natural adaptation mechanisms.

Our mission is to empower professionals who feel unheard to transform challenges into opportunities through practical, evidence-based, and contrarian strategies.

Remember: Resilience isn't about bouncing back, it's about evolving forward. Your brain is designed for this transformation. Trust the process.

Resilience Toolkit: Transform Challenges into Growth Opportunities

Discover the revolutionary science behind turning adversity into your greatest advantage. This evidence-based toolkit reveals how to activate your brain's natural adaptation mechanisms through the Mind Alchemy Resilience Architecture Framework.

Learn to embrace cycles over fighting change, use emptiness as preparation for fullness, and flow instead of resisting. Based on cutting-edge neuroplasticity research and real transformation stories, this guide provides practical tools to evolve through challenges rather than simply survive them.

Your brain isn't broken; it's evolving. Give it the conditions it needs to transform.